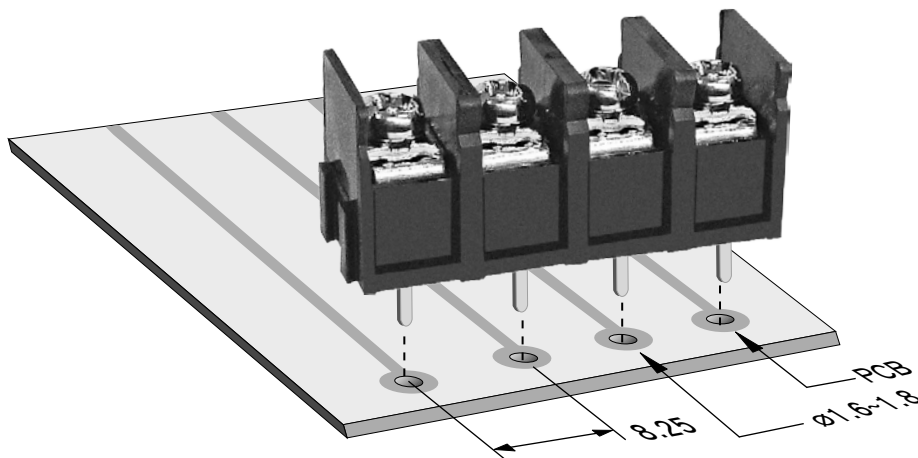


TYPE:T33M (貫通式端子台) Modular(モジュール式)



Pitch:8.25mm



ORDER GUIDE(注文方法):

T33M B M11 - 04

Body(本体)		Terminal style(端子スタイル)				Poles(極数)
A: 取付穴・壁有り、カバー無し (Mount Ends)	C: 取付穴有り、金具・壁無し、 カバー付き (Mount with Cover)	M11		S11		02
B: 取付穴・カバー無し、壁有り (Barrier Ends)	E: 取付穴無し、壁有り、 カバー付き (Barrier Ends with Cover)	M21		M34		⋮
		M31		M32		⋮
		O31		O32		24

SPECIFICATION(規格,仕様):

Terminal :	Brass, Tin plated, 0.8 t	端子金具 :	黄銅板 ハンダメッキ, 0.8 t
Insulator body :	Polyamide66(UL94V-0), Black	本体 :	Polyamide66(UL94V-0), 黒色
Screw :	M3.0, steel, Ni plated	端子ネジ :	M3.0, 鉄ニッケルメッキ
Cover :	PC	カバー :	PC
Operation temperatures :	-40° C to +105° C	使用温度範囲 :	-40° C to +105° C
Rated current :	15Amp 300V	定格 :	15Amp 300V
Insulation withstands volt :	2000V min	耐電圧 :	2000V 一分間
Insulation resistance :	2000MΩ at DC 500V	絶縁抵抗 :	DC 500V 2000MΩ
PCB hole Dia :	φ 1.6mm~φ 1.8mm	基板穴径 :	φ 1.6mm~φ 1.8mm
Wire range :	16~22 AWG	適合電線 :	16~22 AWG
Screw torque :	12 lb-in	締付トルク :	12 lb-in
	Screw with washer		ワッシャー付ネジ

.325" PCB Barrier Terminal Blocks

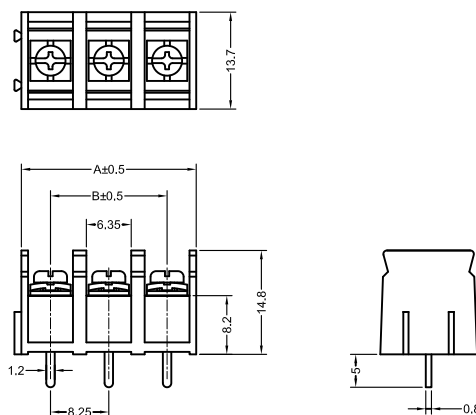

TYPE:T33M

Modular(モジュール式)

Pitch:8.25mm

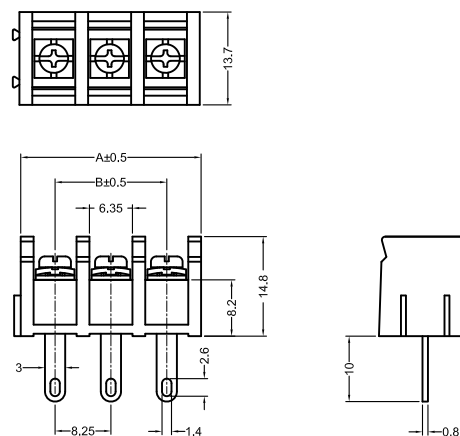
T33MBM11-03

Terminal style: M11



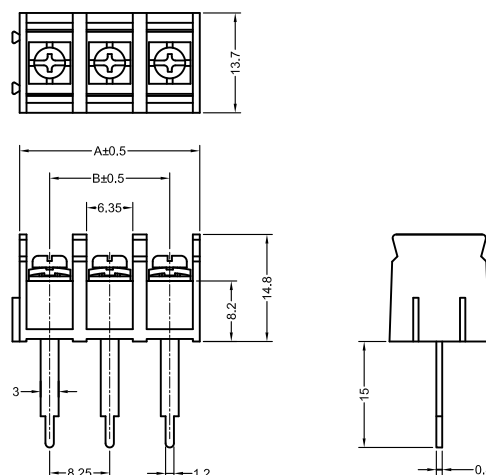

T33MBM21-03

Terminal style: M21



T33MBM31-03

Terminal style: M31



Poles	2	3	4	5	6	7	8	9	10	11	12	13	14	15	16
A(mm)	16.50	24.75	33.00	41.25	49.50	57.75	66.00	74.25	82.50	90.75	99.00	107.25	115.50	123.75	132.00
B(mm)	8.25	16.50	24.75	33.00	41.25	49.50	57.75	66.00	74.25	82.50	90.75	99.00	107.25	115.50	123.75
Poles	17	18	19	20	21	22	23	24	25	26	27	28	29	30	
A(mm)	140.25	148.50	156.75	165.00	173.25	181.50	189.75	198.00							
B(mm)	132.00	140.25	148.50	156.75	165.00	173.25	181.50	189.75							

.325" PCB Barrier Terminal Blocks

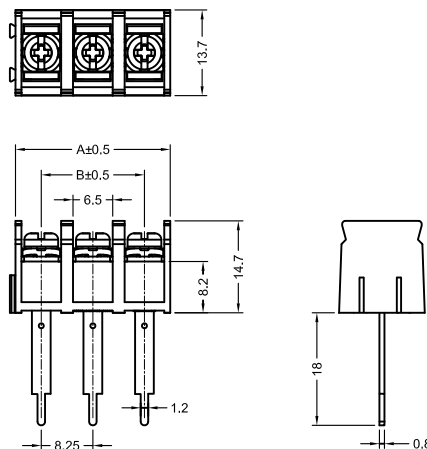

TYPE:T33M

Modular(モジュール式)

Pitch:8.25mm

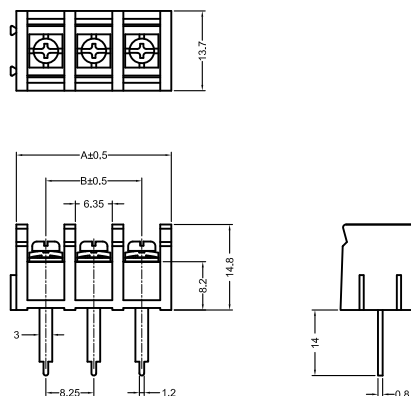

T33MBM32-03

Terminal style:M32



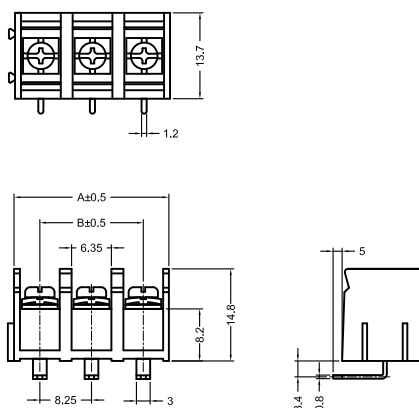

T33MBM34-03

Terminal style:M34



T33MBO31-03

Terminal style:O31



Poles	2	3	4	5	6	7	8	9	10	11	12	13	14	15	16
A(mm)	16.50	24.75	33.00	41.25	49.50	57.75	66.00	74.25	82.50	90.75	99.00	107.25	115.50	123.75	132.00
B(mm)	8.25	16.50	24.75	33.00	41.25	49.50	57.75	66.00	74.25	82.50	90.75	99.00	107.25	115.50	123.75
Poles	17	18	19	20	21	22	23	24	25	26	27	28	29	30	
A(mm)	140.25	148.50	156.75	165.00	173.25	181.50	189.75	198.00							
B(mm)	132.00	140.25	148.50	156.75	165.00	173.25	181.50	189.75							

.325" PCB Barrier Terminal Blocks

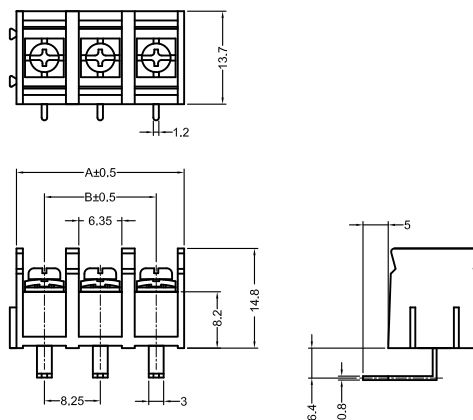

TYPE:T33M

Modular(モジュール式)

Pitch:8.25mm

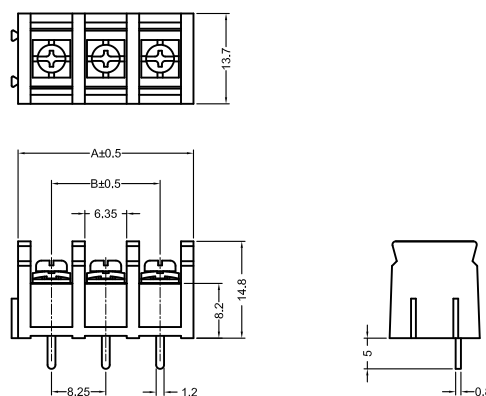

T33MBO32-03

Terminal style:O32



T33MBS11-03

Terminal style:S11



Poles	2	3	4	5	6	7	8	9	10	11	12	13	14	15	16
A(mm)	16.50	24.75	33.00	41.25	49.50	57.75	66.00	74.25	82.50	90.75	99.00	107.25	115.50	123.75	132.00
B(mm)	8.25	16.50	24.75	33.00	41.25	49.50	57.75	66.00	74.25	82.50	90.75	99.00	107.25	115.50	123.75
Poles	17	18	19	20	21	22	23	24	25	26	27	28	29	30	
A(mm)	140.25	148.50	156.75	165.00	173.25	181.50	189.75	198.00							
B(mm)	132.00	140.25	148.50	156.75	165.00	173.25	181.50	189.75							

.250" PCB Tri-Barrier Terminal Blocks

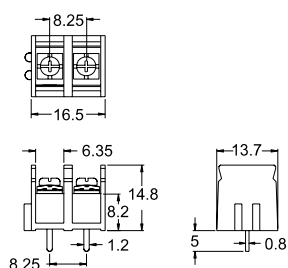

DECA[®]
SwitchLab

TYPE:T33M (貫通式端子台)

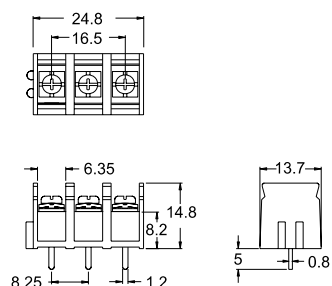

Modular(モジュール式)

Pitch:8.25mm

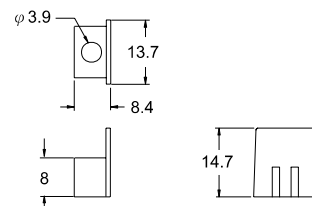
T33MBM11-02



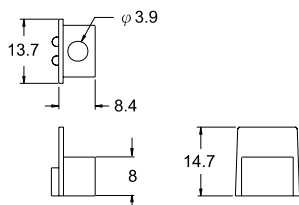
T33MBM11-03



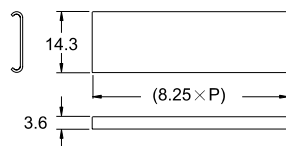
T33M-L01



T33M-R01



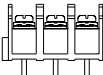




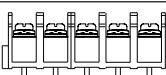

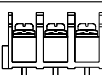

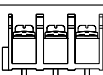
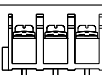
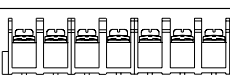


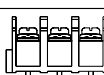













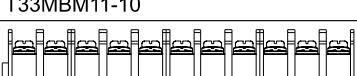





























BC33M-□□



T33MBM11-02		2 pole modular
T33MBM11-03		3 pole modular
T33M-L01		mounting hole (left)
T33M-R01		mounting hole (right)
BC33M-□□		clear cover

ORDER GUIDE

Housing	Assemble Breakdown			
 T33MBM11-02	 T33MBM11-02			
 T33MBM11-03	 T33MBM11-03			
 T33MBM11-04	 T33MBM11-02	 T33MBM11-02		
 T33MBM11-05	 T33MBM11-02	 T33MBM11-03		
 T33MBM11-06	 T33MBM11-03	 T33MBM11-03		
 T33MBM11-07	 T33MBM11-02	 T33MBM11-02	 T33MBM11-03	
 T33MBM11-08	 T33MBM11-02	 T33MBM11-03	 T33MBM11-03	
 T33MBM11-09	 T33MRS11-03	 T33MRS11-03	 T33MBS11-03	
 T33MBM11-10	 T33MBM11-02	 T33MBM11-02	 T33MBM11-03	 T33MBM11-03
 T33MBM11-11	 T33MBM11-02	 T33MBM11-03	 T33MBM11-03	 T33MBM11-03
 T33MBM11-12	 T33MBM11-03	 T33MBM11-03	 T33MBM11-03	 T33MBM11-03
 T33MOM11-02	 T33M-L01	 T33MMS11-02	 T33M-R01	
 T33MOM11-03	 T33M-L01	 T33MBS11-03	 T33M-R01	
 T33MOM11-04	 T33M-L01	 T33MRS11-02	 T33BS11-02	 T33M-R01
 T33MOM11-05	 T33M-L01	 T33MRS11-02	 T33MBS11-03	 T33M-R01